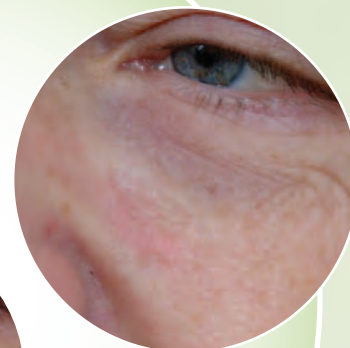




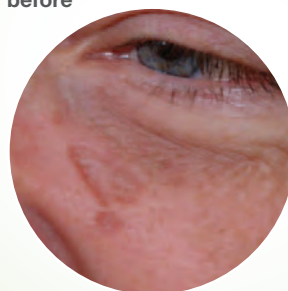
before



after



before



after

A Treatment for Wrinkles, Scars, and Skin Discoloration **Laser Skin Resurfacing**

How long will results last?

While treatments can help remove the signs of aging and sun damage, they cannot stop the process. Exceptional results can be maintained with follow up treatments every six months to a year and a daily sun block regimen.

Is it safe?

Since 1989, IRIDEX has been a leader in medical precision laser technology with a track record of developing exceptionally safe and effective systems. All treatments have been carefully researched and FDA cleared; however, like any medical procedure, there are risks that you should discuss with your physician before treatment.



IRIDEX

The beauty of precision™

www.igidex.com

0122-2950 REV C

Laser Skin Resurfacing

Use of precision laser therapy to remove wrinkles, scars, and discoloration.



before



after

What kinds of conditions can be treated with precision laser therapy?

Many facial conditions such as fine wrinkling around the eyelids, forehead, nose and mouth can be made smoother with this simple process. Deep laugh and frown lines can be minimized. Even the lingering effects of chicken pox, acne scars, superficial pigmented lesions, and other surface abnormalities can be successfully treated.

How do Laser Skin Resurfacing treatments work?

Resurfacing works by comfortably removing the top most layer(s) of skin. Treatments can be delivered very superficially to even out skin tone or deeply to re-contour significant wrinkles or scars. You can choose to have a single heavy treatment or a series of light treatments for similar results.

What can I expect before treatment?

You will start by meeting with a staff member to discuss your medical history, determine your eligibility, discuss details of the actual treatment and schedule a treatment time. After arriving for your appointment, the treatment site will be cleaned and a topical anesthetic may be applied. If anesthetic is used, you will need to wait as it takes effect. Immediately before treatment, the anesthetic will be removed and laser eye shields or safety glasses will be placed over your eyes.

What can I expect during treatment?

The laser handpiece will be held about 1 inch from your skin and perpendicular to the treatment site. Each laser pulse will leave a light ash on the skin's surface. In some cases, a light smoke also can be seen. Your physician will move in an even pattern across the treatment area. Areas that you wish to treat more precisely may receive higher energies or second passes.

Is it painful?

You may experience a slight tingling during treatment. Any concerns you have should be discussed with your physician prior to treatment. Depending on the level of the treatment, your physician may offer a topical anesthetic to help numb the skin prior to treatment.

How long do treatments take?

Treatments can take 5 to 30 minutes or more depending on the treatment area. If a topical anesthetic is necessary, you should allow 20 to 30 minutes or more for it to take effect. This is best discussed with your physician before treatment.

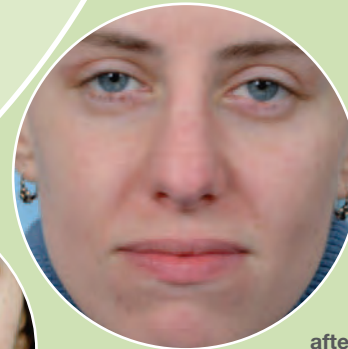
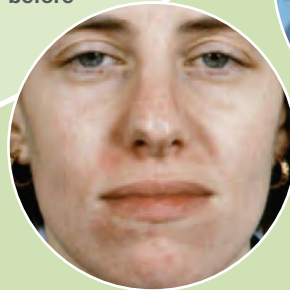
How many treatments are needed?

Most patients experience considerable improvement after 1 to 4 treatments depending upon the skin condition and level of treatment.

What should I expect after treatment?

Soon after treatment, your skin may appear slightly flushed and/or swollen. These effects usually subside after a few hours or days. The flushing and swelling will be replaced by a feeling of tightness as new skin grows and the dead skin starts to flake and peel off. Recovery times are directly related to the depth of the peel and can be tailored to your needs. Special care should be taken to limit sun exposure to the treated area for at least a week. Sunscreen, and in some cases make-up, may be applied immediately after treatment. It is best to work with your physician to determine appropriate post-treatment care.

before



after