



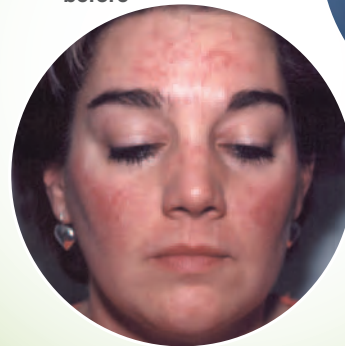
before



after



before



after

A Treatment for Skin Discoloration Laser Removal of Facial Veins and Brown Spots

How long will results last?

While treatments can help remove the signs of aging and sun damage, they cannot stop the process. Exceptional results can be maintained with follow-up treatments and a daily sun block regimen.

Is it safe?

Since 1989, IRIDEX has been a leader in medical precision laser technology with a track record of developing exceptionally safe and effective systems. All treatments have been carefully researched and FDA cleared; however, like any medical procedure, there are risks that you should discuss with your physician before treatment.



IRIDEX

The beauty of precision™

www.iridex.com

Photos courtesy of James Fairfield, MD, Christine Lee, MD, and John McCraw, MD

15509A

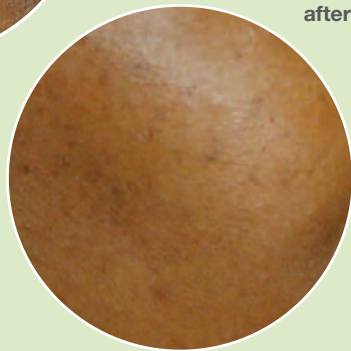


Laser Removal of Facial Veins and Brown Spots

Use of precision laser therapy to remove vascular and pigmented lesions.



before



after

How do Laser Vascular and Pigmented Lesions Treatments work?

Red and brown discoloration treatments work by precisely targeting unwanted lesions:

Brown discolorations, also known as pigmented lesions (age spots, sun spots, etc.), are darker than the rest of the skin and absorb more laser energy than the surrounding skin.

Red discolorations, also known as vascular lesions (small veins, rosacea, cherry angiomas, etc.), are overgrown or enlarged blood vessels. Preferentially heating vessel walls causes them to weaken, fall and be absorbed by the body.

What can I expect before treatment?

You will start by meeting with a staff member to discuss your medical history, determine your eligibility, discuss details of the actual treatment and schedule a treatment time. After arriving for your appointment, the treatment site will be cleaned and a topical anesthetic may be applied. If anesthetic is used, you will need to wait as it takes effect. Immediately before treatment, the anesthetic will be removed and laser eye shields or safety glasses will be placed over your eyes.

What can I expect during treatment?

Your physician will apply a clear gel to the skin on which the chilled laser handpiece will glide. Treatment progresses in stages:

Stage 1: Utilizing high precision beams, laser energy is delivered to distinct sun spots and age spots.

Stage 2: The same high precision beam is adjusted to match distinct vascular targets including superficial veins and cherry angiomas.

Stage 3: The laser is changed from a precision spot to a large spot for general background sun damage.

Is it painful?

You may experience a slight tingling during treatment. To help manage comfort and safety, the system is equipped with a chilled sapphire tip which cools skin before, during, and after each pulse. Any concerns you have should be discussed with your physician prior to treatment. Depending on the level of treatment, your physician may offer a topical anesthetic to help numb the skin prior to treatment.

How long do treatments take?

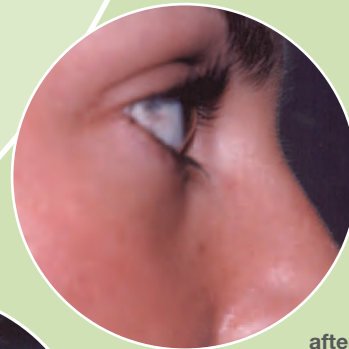
Treatments can take 5 to 30 minutes or more depending on the treatment area. If a topical anesthetic is necessary, you should allow 20 to 30 minutes or more for it to take effect. This is best discussed with your physician before treatment.

How many treatments are needed?

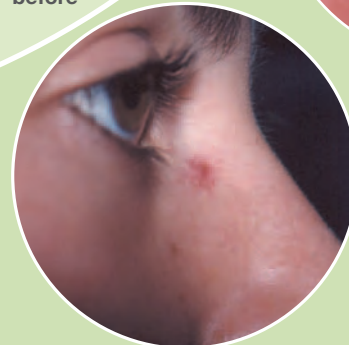
Most patients experience considerable improvement after 1 to 4 treatments depending upon the skin condition and level of treatment.

What should I expect after treatment?

Soon after treatment your skin may appear slightly flushed and swollen. These effects usually subside after a few hours/days depending on treatment intensity. In most cases, treatment will cause sun spots and age spots to darken and flake off, and facial veins to disappear/darken immediately before being absorbed. Special care should be taken to limit sun exposure to the treated area for at least a week. Sunscreen, and in some cases make-up, may be applied immediately after treatment. It is best to work with your physician to determine appropriate post-treatment care.



before



after